

Electronic dosing pump LMI series B1/C1



B1 series

- Maximum output: 26 l/h
- Maximum pressure: 10.3 bar
- Adjustable frequency: 1 to 100 spm
- Adjustable stroke length: 0 to 100%, recommended minimum: 10%

C1 series

- Maximum output: 76 l/h
- Maximum pressure: 20.7 bar
- Adjustable frequency: 1 to 100 spm
- Adjustable stroke length: 0 to 100%, recommended minimum: 10%

Main technical specifications

- Mechanically actuated diaphragm electromagnetic pump
- Maximum temperature of pumped chemical: 50 °C
- Self priming height: 1.5 m
- Accuracy: $\pm 2\%$ of adjusted output

Simple rugged construction

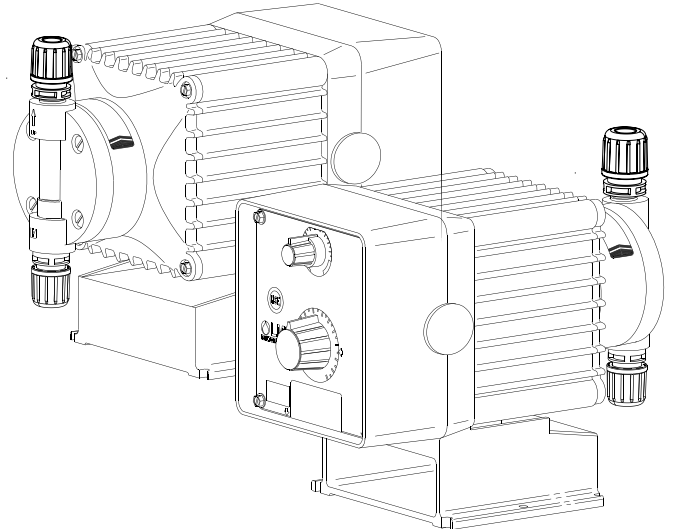
- Thick wall glass fiber or carbon fiber reinforced thermoplastic construction plus integrated metal-plastic structural and magnetic components result in vibration and shock resistance not ordinarily found in competitive products.
- Strong automotive type wire and electrical connectors add to its construction strength.

Unique features

- Uses LMI's unique molded long life Electromagnetic Power Unit (EPU) with electromagnetically balanced construction.
- Clog resistant injection check valves with flexible flapper nozzle are standard.
- LMI's unique 4-Function Valve or multifunction Auto-Bleed Valve are low cost options.

Wide variety of applications

- Pump head and valves in PVC, PVDF, Acrylic or 316L S.S. plus designs for high viscosity polymer.
- Ceramic balls and Aflas or PTFE seats.
- Composite pump diaphragms of the superior Fluorofilm® assure reliable and leak free operation in a wide variety of chemicals.



Electronic dosing pump LMI series B1/C1

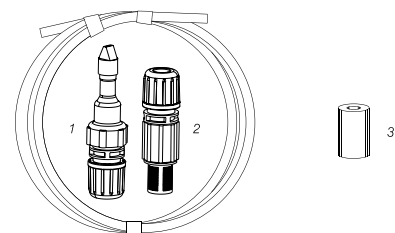
Totally enclosed corrosion resistant IP65

- O-Ring sealed corrosion resistant enclosure of glass fiber reinforced polypropylene protects the pump from harsh chemicals and tough environments.

Complete with accessories

- LMI B1 / C1 dosing pumps come complete with:
 1. injection check valve,
 2. foot valve,
 3. ceramic weight.
- Most models are also available with factory tubing.

ACCESSORIES



All pumps come complete with these accessories.

Specifications

Model	Output (l/h) max.	Pressure (bar) max.	Liquifram size (inch ²)	Stroke capacity (ml)		Frequency (spm)		Liquid end body / Seats material						Tubing connections	
				min.	max.	min.	max.	PVC/Aflas	PVDF/ Aflas	PVDF/ PTFE	Acrylic/ Aflas	316L/ PTFE ⁽¹⁾	High visc. ⁽²⁾	Inch	Metric
B11*	6.0	10.3	0.9	0.10	1.00	1	100	398XY	392XY	393XY	390XY	297	85HV	.375"OD	6x8 mm
B12*	9.5	6.9	0.9	0.16	1.58	1	100	398XY	392XY	393XY	390XY	297	85HV	.375"OD	6x8 mm
B13*	17	3.4	1.8	0.28	2.83	1	100	368XY	362XY	363XY	360XY	277	75HV	.375"OD	6x8 mm
B14*	26	2.0	3.0	0.44	4.42	1	100	318XY	312XY	313XY	310XY	27	25HV	.500"OD	9x12 mm
C10*	4.9	20.7	0.9	0.08	0.81	1	100	94S ⁽³⁾	-	-	-	297	-	1/4"NPTm	-
C11*	9.5	10.3	1.8	0.16	1.58	1	100	368XY	362XY	363XY	360XY	277	75HV	.375"OD	6x8 mm
C12*	15	6.9	1.8	0.25	2.52	1	100	368XY	362XY	363XY	360XY	277	75HV	.375"OD	6x8 mm
C13*	30.4	4.1	3.0	0.51	5.05	1	100	318XY	312XY	313XY	310XY	27	25HV	.500"OD	9x12 mm
C14*	76	1.7	6.0	1.26	12.60	1	100	35T/M ⁽⁴⁾	-	32/M	30/M ⁽³⁾	37	-	.500"OD	9x12 mm

* When ordering, specify the voltage code by using one of the following numbers:

- 1 = 115 V, US plug
- 3 = 230 V, EEC plug
- 5 = 230 V, UK plug
- 7 = 230 V, CH plug
- 8 = 115 V, without plug

⁽¹⁾ 1/4" NPTm connection for 277 and 297 · 1/2" NPTm for 27 and 37

⁽²⁾ .500" OD / 15x23

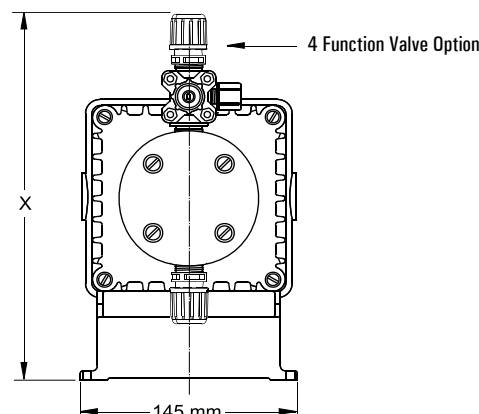
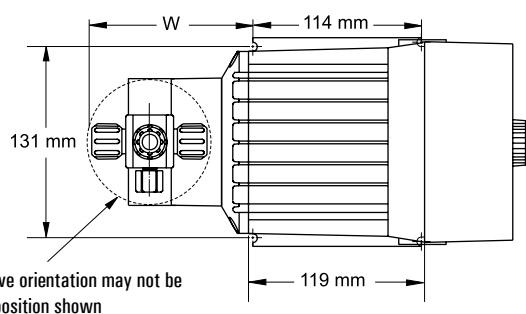
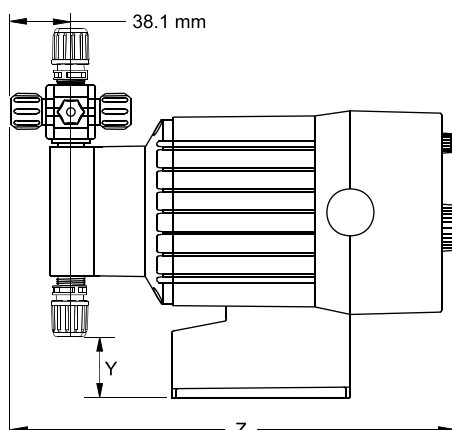
⁽³⁾ Seats in PTFE

⁽⁴⁾ PP/PTFE

X Y Refer to liquid end chart for complete option code

0	Pipe thread 1/2" BSP
2	Inch tubing
3	Metric tubing
4	Reinforced PVC tubing 6x12
B	Bleed 4 function valve included
N	No function valve
S	4 function valve included
T	3 function valve included

Dimensions



Dimensions	W	X	Y	Z
Pump without function valve	82.5	216	16.5	272
Pump with function valve	115.5	259	16.5	305
Pump with large head (C14)	107	244	0	295
High viscosity pump	90	241	16.5	279
Packings: B = 325 x 235 x 290 mm C = 380 x 235 x 290 mm	Gross Weights: B = 6.9 kg C = 8.7 kg			

Distributed by:

meurs process



• Meurs Process B.V. • Phone +31(0)481 365530
Manege 11 Fax +31(0)481 365539
6662 WC Elst info@meursprocess.nl
The Netherlands www.meursprocess.nl